MeasurLink® ENABLED
Data Management Software by Mitutoyo

U-WAVE fit

ABSOLUTE™

Applicable models: **series 573**

IP67

Dust- and Water-Protected
TÜVRheinland CERTIFIED
www.tuv.com ID 0000045042

Measurement example

Optional Accessories (for series 573)

Code No.	Type	Description
264-020	—	USB Input Tool Series USB Keyboard Signal Conversion Type **IT-020U**
05CZA624	A	Connection cable for **IT/DP/MUX** (1 m)
05CZA625	A	Connection cable for **IT/DP/MUX** (2 m)
06AFM380A	A	USB Input Tool Direct (2 m)
02AZD730G	IP67	**U-WAVE-T**
02AZD880G	Buzzer	**U-WAVE-T**
02AZE200	—	**U-WAVE-T** mounting bracket
02AZD790A	A	Connection cable for **U-WAVE-T** (160 mm)
02AZE140A	A	Connection cable for **U-WAVE-T** For foot switch
264-620	IP67	**U-WAVE-TC**
264-621	Buzzer	**U-WAVE-TC**
264-624	IP67	**U-WAVE-TCB**
264-625	Buzzer	**U-WAVE-TCB**
02AZF310	IP67	Connecting unit for **U-WAVE-TC/TCB**

Point Caliper
SERIES 573, 536 — ABSOLUTE Digimatic and Vernier Types

- Narrow-tip jaws fit into very small grooves and tracks, making many previously difficult outside measurements far easier to obtain.



573-621-20

SPECIFICATIONS

Metric Digimatic model

Code No.	Range (mm)	Resolution (mm)	Maximum permissible error (mm)*2	
			E_{MPE}	S_{MPE}
573-621-20	0 - 150	0.01	±0.02	±0.04
573-625-20	0 - 150			
573-622-20*1	0 - 150			
573-626-20*1	0 - 150			

Inch/Metric Digimatic model

Code No.	Range	Resolution	Maximum permissible error*2	
			E_{MPE}	S_{MPE}
573-721-20	0 - 6 in/0 - 150 mm	0.0005 in/0.01 mm	±0.001 in/±0.02 mm	±0.002 in/±0.04 mm
573-725-20				

- Dust/Water protection level: IP67 (IEC 60529)*3
- Power source: SR44 battery (1 pc.), **938882** included as standard (for operational checks)
- Battery life: Approx. 5 years under normal use
- Position detection method: ABSOLUTE electromagnetic induction linear encoder
- Response speed: Unlimited
- With depth bar

*1 Without thumb roller
*2 The Partial Surface Contact Error (E_{MPE}) and Shift Error (S_{MPE}) are terms defined by ISO 13385-1:2019.
*3 Rustproofing shall be applied after use if caliper was in contact with coolant.

DIMENSIONS

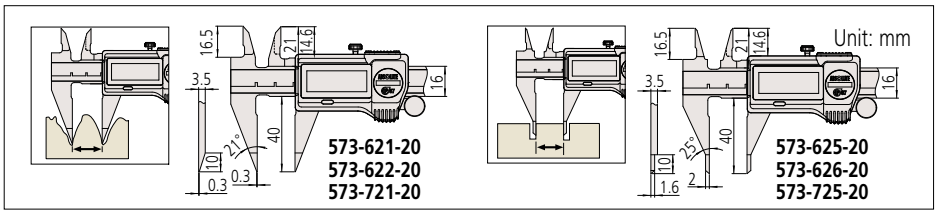



536-121

SPECIFICATIONS

Metric Analog model

Code No.	Range (mm)	Graduation (mm)	Maximum permissible error (mm)*	
			E_{MPE}	S_{MPE}
536-121	0 - 150	0.05	±0.05	±0.07

- With depth bar

* The Partial Surface Contact Error (E_{MPE}) and Shift Error (S_{MPE}) are terms defined by ISO 13385-1:2019.

DIMENSIONS

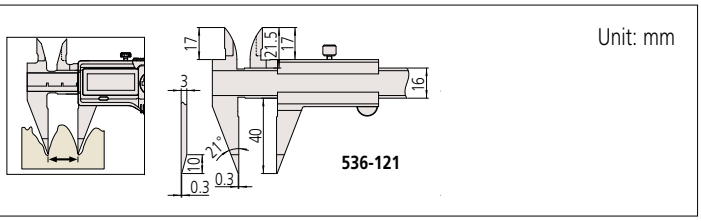

Mitutoyo reserves the right to change any or all aspects of any product specification, including prices, designs and service content, without notice.

Mitutoyo